

**DECIDUOUS TREE PLANTING** n.l.s.

DO NOT DAMAGE OR CUT LEADER, TRIM BRANCHES TO RETAIN NATURAL SHAPE AND REMOVE BROKEN OR CROSSOVER LIMBS. REMOVE ALL NURSERY TAGS, PLASTIC OR METAL.

THINNE THE OR APPROVED ALTERNATE, THINNE TIE TO BE SECURED TIGHTLY TO STAKE BUT LOOSELY AROUND TREE TRUNK.

50mm x 80mm WOODEN STAKE, STAKE SHALL NOT INTERFERE WITH BRANCHES OR ROOTBALL.

100mm DIA. BLACK PLASTIC PERFORATED PIPE 400mm LONG SET ON GRADE, CUT ON SIDE, INSTALLED PRIOR TO MULCHING.

SET TOP OF ROOT BALL SLIGHTLY ABOVE EXISTING GRADE TO ALLOW FOR SETTLEMENT.

CONSTRUCT EARTH SAUCER 100mm DEEP AND 150mm BEYOND EDGE OF ROOT BALL.

FINISHED GRADE

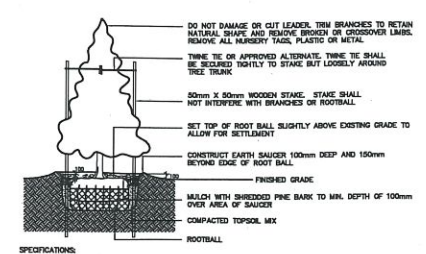
MULCH WITH SHREDDED PINE BARK TO MIN. DEPTH OF 100mm OVER AREA OF SAUCER.

COMPACTED TOPSOIL MIX

ROOTBALL

**SPECIFICATIONS:**

1. TOPSOIL MIX SEE SPEC.
2. IF ROOTBALL HAS WIRE BASKET, CUT BASKET IN FOUR PLACES AND FOLD DOWN 300mm INTO PLANTING PIT.
3. DO NOT STAKE THROUGH ROOT BALL.
4. WATER THOROUGHLY AFTER INSTALLATION.
5. CUT AND REMOVE TOP 1/3 OF ROPE AND BURLAP FROM ROOTBALL.
6. REMOVE STAKES AND THINNE TIES TWO YEARS AFTER INSTALLATION.
7. SCARIFY SUBGRADE PIT BOTTOM AND SIDES TO MIN. 150mm.
8. DOUBLE STAKE TREE WITH ORIENTATION N.W. TO S.E.



**CONIFEROUS TREE PLANTING** n.l.s.

DO NOT DAMAGE OR CUT LEADER, TRIM BRANCHES TO RETAIN NATURAL SHAPE AND REMOVE BROKEN OR CROSSOVER LIMBS. REMOVE ALL NURSERY TAGS, PLASTIC OR METAL.

THINNE THE OR APPROVED ALTERNATE, THINNE SHALL BE SECURED TIGHTLY TO STAKE BUT LOOSELY AROUND TREE TRUNK.

50mm x 80mm WOODEN STAKE, STAKE SHALL NOT INTERFERE WITH BRANCHES OR ROOTBALL.

100mm DIA. BLACK PLASTIC PERFORATED PIPE 400mm LONG SET ON GRADE, CUT ON SIDE, INSTALLED PRIOR TO MULCHING.

SET TOP OF ROOT BALL SLIGHTLY ABOVE EXISTING GRADE TO ALLOW FOR SETTLEMENT.

CONSTRUCT EARTH SAUCER 100mm DEEP AND 150mm BEYOND EDGE OF ROOT BALL.

FINISHED GRADE

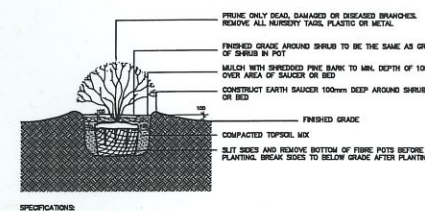
MULCH WITH SHREDDED PINE BARK TO MIN. DEPTH OF 100mm OVER AREA OF SAUCER.

COMPACTED TOPSOIL MIX

ROOTBALL

**SPECIFICATIONS:**

1. TOPSOIL MIX SEE SPEC.
2. IF ROOTBALL HAS WIRE BASKET, CUT BASKET IN FOUR PLACES AND FOLD DOWN 300mm INTO PLANTING PIT.
3. DO NOT STAKE THROUGH ROOT BALL.
4. WATER THOROUGHLY AFTER INSTALLATION.
5. CUT AND REMOVE TOP 1/3 OF ROPE AND BURLAP FROM ROOTBALL.
6. REMOVE STAKES AND THINNE TIES TWO YEARS AFTER INSTALLATION.
7. SCARIFY SUBGRADE PIT BOTTOM AND SIDES TO MIN. 150mm.
8. DOUBLE STAKE TREE WITH ORIENTATION N.W. TO S.E.



**SHRUB PLANTING** n.l.s.

PRUNE ONLY DEAD, DAMAGED OR DISEASED BRANCHES. REMOVE ALL NURSERY TAGS, PLASTIC OR METAL.

FINISHED GRADE AROUND SHRUB TO BE THE SAME AS GRADE OF SHRUB IN POT.

MULCH WITH SHREDDED PINE BARK TO MIN. DEPTH OF 100mm OVER AREA OF SAUCER OR BED.

CONSTRUCT EARTH SAUCER 100mm DEEP AROUND SHRUB OR BED.

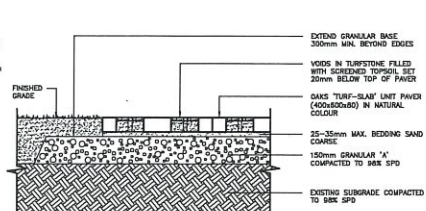
FINISHED GRADE

COMPACTED TOPSOIL MIX

CUT SIDES AND REMOVE BOTTOM OF FINE PITS BEFORE PLANTING. BREAK SIDES TO BELOW GRADE AFTER PLANTING.

**SPECIFICATIONS:**

1. TOPSOIL MIX SEE SPEC.
2. SYNTHETIC BURLAP IS NOT ALLOWED.
3. WATER THOROUGHLY AFTER INSTALLATION.
4. CUT AND REMOVE TOP 1/3 OF ROPE AND BURLAP FROM ROOTBALL. IF CONTAINER IS NON-ORGANIC REMOVE COMPLETELY.
5. SCARIFY SUBGRADE PIT BOTTOM AND SIDES TO MIN. 150mm.



**TURF-SLAB UNIT PAVING** n.l.s.

EXTEND GRANULAR BASE 300mm MIN. BEYOND EDGES

VOIDS IN TURFSTONE FILLED WITH SCREENED TOPSOIL, SET 20mm BELOW TOP OF PAVING

SAND TURF-SLAB UNIT PAVING (400x200x20) IN NATURAL COLOUR

25-35mm MAX. BEDDING SAND COURSE

150mm GRANULAR "A" COMPACTED TO 95% S.P.D.

EXISTING SUBGRADE COMPACTED TO 95% S.P.D.

**NOTE:**

1. INSTALL IN ACCORDANCE WITH MANUFACTURER'S SPECIFICATIONS.
2. SEED TURF-SLAB AREA WITH SEED MIX INDICATED IN SPECIFICATIONS.
3. ALL PAVING TO BE INSTALLED TO ENSURE POSITIVE DRAINAGE.

Lot 1 - 2 Kilally Lane  
 Lot 2 - 4 Kilally Lane  
 Lot 3 - 6 Kilally Lane  
 Lot 4 - 5 Hastings Gate  
 Lot 5 - 7 Hastings Gate

**SPECIFICATIONS**

**GENERAL**

1. THESE SPECIFICATIONS MUST BE READ IN CONJUNCTION WITH THE GENERAL CONDITIONS OF THE CONTRACT AS PREPARED BY THE PRIME CONSULTANT.
2. THE CONTRACTOR SHALL REPAIR AT HIS EXPENSE ALL DAMAGE TO ALL EXISTING STRUCTURES/UTILITIES/CONDITIONS CAUSED BY HIS WORK.

**PLANT MATERIAL**

1. ALL WORKMANSHIP SHALL MEET THE STANDARDS OF LANDSCAPE ONTARIO.
2. INSTALL PLANT MATERIAL TRUE TO NAME, SIZE AND CONDITION AS SPECIFIED.
3. ALL PLANT MATERIAL SHALL BE NURSERY GROWN AND SHALL CONFORM TO THE STANDARDS OF THE CANADIAN NURSERY TRADES ASSOCIATION.
4. ALL PLANT MATERIAL SHALL BE STAKED OR PLACED BY LANDSCAPE CONTRACTOR FOR REVIEW AND APPROVAL BY LANDSCAPE ARCHITECT PRIOR TO INSTALLATION.
5. ALL TREE PITS AND PLANTING BEDS SHALL BE MULCHED WITH A MINIMUM DEPTH OF 75mm (3") OF "GRO-BARK" SHREDDED PINE MULCH AS SPECIFIED.
6. ALL TREES SHALL BE PLANTED BY APPROVED PROCEDURES AND ORIENTED TO PROVIDE BEST APPEARANCE.
7. ALL TREES TO BE STAKED UPON PLANTING AS SPECIFIED.
8. ALL TREES PLANTED WITHIN SOODED OR GRASSED AREAS TO HAVE PLASTIC MOWER GUARD INSTALLED AROUND TRUNK AS SPECIFIED.
9. ALL PLANT MATERIAL SHALL BE GUARANTEED FOR ONE YEAR FROM DATE OF ACCEPTANCE. PLANT MATERIAL WHICH DOES NOT SURVIVE SATISFACTORILY DURING THE GUARANTEE PERIOD SHALL BE REPLACED AT NO EXTRA COST TO THE OWNER.
10. ALL SUBSTITUTIONS MUST RECEIVE WRITTEN APPROVAL BY THE LANDSCAPE ARCHITECT PRIOR TO DELIVERY ON SITE.

**TOPSOIL**

1. TOPSOIL TO BE FRABLE, NEITHER HEAVY CLAY NOR OF VERY LIGHT SANDY NATURE, CONTAINING A MIN. OF 4% ORGANIC MATTER FOR CLAY LOAMS AND 2% FOR SANDY LOAMS TO A MAX. OF 20% VOLUME.
2. ALL SOODED AREAS TO HAVE A MINIMUM DEPTH OF 150mm (6") OF TOPSOIL.
3. PLANTING BEDS AND TREE PITS TO BE BACKFILLED WITH 4 PARTS TOPSOIL (AS SPECIFIED ABOVE) TO 1 PART PEAT MOSS, PLUS .8 KG. OF BONE MEAL PER CUBIC METER (1 LB. PER CUBIC YARD) OF FINISHED MIXTURE. PROVIDE 450mm (18") OF TOPSOIL FOR PLANTING BEDS.

**SEEDING**

1. SUPPLY AND INSTALL ALL SEEDING IN ACCORDANCE WITH LATEST CSA SPECIFICATIONS.
2. SEED AT A RATE OF 1.5KG/100 SQ.M.
3. SEED MIXTURE TO BE AS FOLLOWS:  
 40% TALL FESCUE  
 25% ANNUAL RYE GRASS  
 15% CREEPING RED FESCUE  
 15% TIMOTHY  
 5% WHITE CLOVER

KEY	BOTANICAL NAME	COMMON NAME	QTY.	SIZE	COND.	INSTRUCTIONS
<b>DECIDUOUS TREES</b>						
Qm	QUERCUS MACROCARPA	BURR OAK	1	50mm	W.B.	INSTALL AS SHOWN
<b>CONIFEROUS TREES</b>						
Ps	PINUS STROBUS	EASTERN WHITE PINE	2	250cm	W.B.	INSTALL AS SHOWN
<b>SHRUBS</b>						
Ra	RHUS AROMATICA	FRAGRANT SUMAC	41	50cm	3gal	INSTALL 1.2M O.C.
RGL	RHUS AROMATICA 'GRO-LOW'	GRO-LOW SUMAC	130	40cm	3gal	INSTALL 90cm O.C.
<b>GRASSES</b>						
*Ab	AMMOPHILA BREVICULATA	DUNE GRASS	740		BAREROOT	INSTALL 60cm O.C.

**NOTES:**

1. ALL PLANT SPECIES AND SIZE SUBSTITUTIONS TO BE APPROVED BY LANDSCAPE ARCHITECT
2. DO NOT MOUND PLANTING BEDS ADJACENT TO PAVED AREAS
3. \*(Ab) DUNE GRASS TO BE INSTALLED IN THE FALL AND IN IRREGULAR PATTERN. CONTACT FRIENDS OF THE PINERY (519-243-1521) TO ORDER.

**LEGEND**

- EXISTING DECIDUOUS TREE TO BE RETAINED
- EXISTING CONIFEROUS TREE TO BE RETAINED
- PROPOSED DECIDUOUS SHADE TREE SEE DETAIL 1 ON L1
- PROPOSED CONIFEROUS TREE SEE DETAIL 2 ON L1
- PROPOSED SHRUBS SEE DETAIL 3 ON L1
- PROPOSED GRASSES
- PROPOSED TURF-SLAB UNIT PAVING SEE DETAIL 4 ON L1
- PLANT KEY
- PLANT QUANTITY

**General Notes:**

1. THE CONTRACTOR IS RESPONSIBLE FOR THE LOCATION OF ALL UNDERGROUND UTILITIES.
2. ALL DISCREPANCIES ARE TO BE REPORTED TO THE LANDSCAPE ARCHITECT IMMEDIATELY, AND BEFORE PROCEEDING WITH WORK OR SHOP DRAWINGS.
3. ALL PLANT SPECIES AND SIZE SUBSTITUTIONS TO BE APPROVED BY LANDSCAPE ARCHITECT.
4. THE BASE INFORMATION WAS OBTAINED FROM SPRIET ASSOCIATES.
5. THIS DRAWING IS THE PROPERTY OF ART LIERMAN LANDSCAPE ARCHITECT AND MAY NOT BE USED FOR CONSTRUCTION WITHOUT THE PERMISSION OF THE LANDSCAPE ARCHITECT.
6. ALL SOD IS TO CURB UNLESS OTHERWISE NOTED.

**Notes:**

1. ALL PLANTING BEDS TO HAVE 450mm MIN. DEPTH OF 3-WAY TOPSOIL MIX.
2. ALL TREE PITS AND PLANTING BEDS TO HAVE 100mm MIN. DEPTH OF "GRO-BARK" SHREDDED PINE MULCH.
3. ALL AREAS OF EXISTING LAWN DISTURBED BY CONSTRUCTION TO BE REPAIRED AND SOODED.

**Revisions:**

No.	Date	Issued
1	5/21/10	As per ARCA comments
2	6/15/10	As per ARCA comments

ARTHUR LIERMAN  
 LANDSCAPE ARCHITECTURE  
 775 Waterloo Street London ON N6A 3W5  
 519 667 1422 1 667 1974 arl@allandarc.ca



Project Title:  
**View West Grand Bend**

24 Government Road, Grand Bend, Ontario  
 Drawing Title:  
**Landscape Plan**

Date: May 2010  
 Scale: 1:200  
 Drawn By: HC  
 Design By: ALL  
 Checked By: ALL

Project No:  
**10.019**

**L.1**